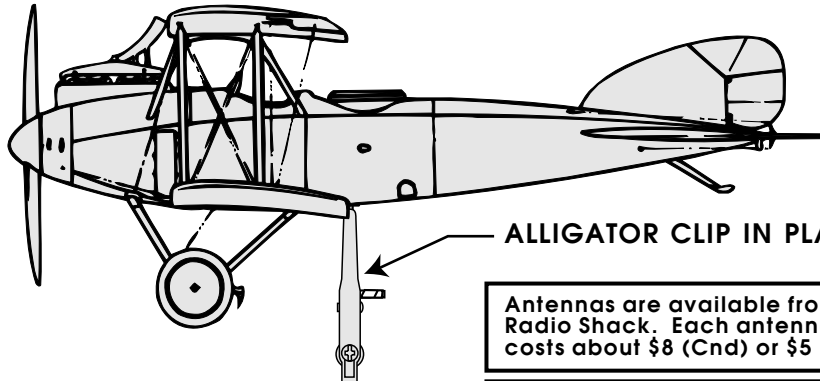
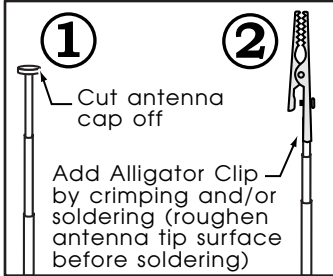


# THE ANTENNA STAND SYSTEM



ALLIGATOR CLIP IN PLACE

Antennas are available from Radio Shack. Each antenna costs about \$8 (Cnd) or \$5 (US)



**NOTE: Remove hinged antenna base before inserting antenna into the Game Stand.**

Insert antenna into hole and apply glue to ensure a strong bond.

Game stand ID; helps players identify their game stand; very useful when playing large games.

Each segment represents one altitude level in game.

### The Pros:

- Simple and fast to mount aircraft onto stand.
- Fast and easy to make altitude changes.
- Unlike "The Rod System", you will never have to look for the "right" length rod.

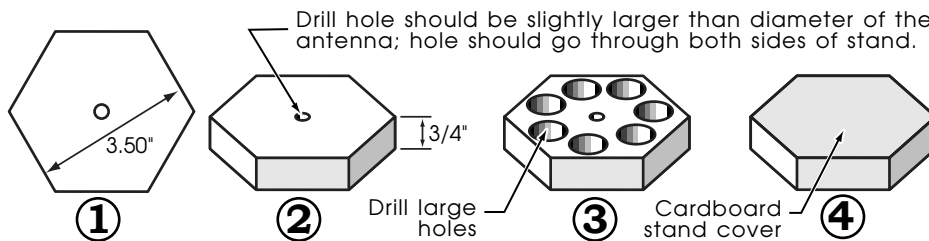
### The Cons:

- Costs can add up if you are planning to provide players with a number of game stands.
- Can be a bit of work to attach Alligator Clip to antenna.



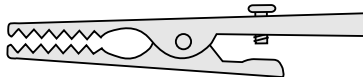
## THE BASIC GAME STAND

Game Stands are homemade, usually wooden and hexagonal or square in shape.




- 1) 3.5" is the minimum width for a stand (for 1/72nd scale models).
- 2) 3/4" is a good thickness for a stand; use plywood or particle board.
- 3) Drill six or seven large holes into bottom of game stand; holes do not go all the way through; each hole should be large enough to hold between 5 and 6 metal washers; may also fill holes with pewter/lead or pennies.
- 4) Glue a cardboard base over holes to hold in washers.

ALLIGATOR CLIP (Actual Size)



CANVAS EAGLES 1999



## ANTENNA

Replacement, 9 Segmented, Telescoping Antenna (24" length).

This is available in both the USA and Canada from RadioShack®. This item would appear to be more common in Canada than the USA.

ITEM#270-1413A